



ZURICH®
Reinventing Interiors

SAPE

WOOD

Vol. 02

Next Generation Wood

WHY?
**CUT
CUT**
TREE
EVERY TIME

WHEN
NATURE PRINT
IS HERE

COLLECTION

Available in Size : 2440mm X 1220mm (8ft X 4ft) Thickness : 1.3 ~ 1.5mm

APPLICATIONS

- ▶ **Kitchen**
Worktops • Tables • Doors • Shelves • Cabinets • Trolleys
- ▶ **Bathroom**
Worktops • Shelves • Cabinets
- ▶ **Furniture**
- ▶ **Healthcare**
Wall Lining And Horizontal Surfaces • Lockers • Cabinets • Trolleys
- ▶ **Commercial**
- ▶ **Hospitality & Restaurant**
Tables • Counter Tops • Doors • Cubicles • Lockers • Cabinets
- ▶ **Wall Cladding & Partition**

GENERAL USE & CARE GUIDE

SAPE WOOD laminates are manufactured with aesthetics and durability in mind. When used as recommended and with appropriate care, our laminates will last through the years. SAPE WOOD laminates are easy to maintain.

LAMINATES

- ▶ Cleaning should be done with water and a clean, non-abrasive cloth.
- ▶ To remove more stubborn stains, use mild household cleansers like Colin to gently wipe down with a non-abrasive cloth.
- ▶ Avoid the use of abrasive liquid cleansers, bleaching compounds or solution as these may damage the surface of the laminate.
- ▶ Do not place hot cookware directly on the laminate. Prolonged exposure to temperatures above 30 degrees Celsius may cause damage to the laminate surface.
- ▶ Do not use the laminate for purposes that it is not intended for (E.g. do not iron chop, hammer or expose the laminate to open flame.)
- ▶ Outdoor application of the laminate with exposure to direct sunlight and weather conditions are not recommended.
- ▶ UV rays may deshape the laminate.
- ▶ Gloss surfaces are recommended only for vertical application.
- ▶ Do not use thinner and toluene on the surface of the ZURICH laminates, this may cause decolorization of the surface.
- ▶ Store the laminates at temperature below 30 degrees Celsius.
- ▶ Typically confirm to internationally recognize technical standards.
- ▶ Have a thickness balance of +/- 10%.
- ▶ Peel off the protective film after processing.

THE WAYS YOU CAN ENJOY THE ROYALNESS OF ZURICH PVC/ ACRYLIC LAMINATE TO MAKE YOUR DREAMS ALIVE IN SMART WAY.

To avoid the problems of appearing air bubbles and any yellow colour dullness or yellow patches problem in the laminate sheet after installation of ZURICH PVC/ACRYLIC laminate, Customer should know the some facts before buying ZURICH PVC/ACRYLIC laminate.


As ZURICH PVC/ ACRYLIC laminate is 4H Acrylic laminate which have the scratch resistance characteristic and look like back painted glass or colour lamination.

Please follow some facts about installation of ZURICH PVC/ACRYLIC laminate.

- ▶ Please check the laminate at the time of delivery. Check it whether it was not damage in transportation & handling and then use for installation.
- ▶ Before installing ZURICH PVC/ACRYLIC laminate make sure that substrate (Plywood, MDF, Particle Board) is good and superior quality of calibrated thickness and even in surface.
- ▶ If there is usage of any inferior quality or not as per standard quality dipped plywood and dipped lipping patti, kindly scrub dipped colour layer by using sand paper. Then use ZURICH PVC/ACRYLIC laminate to avoid yellow colour patches.
- ▶ Clean the surface of substrate (Plywood, MDF, Particle Board) to make free from dust or grease by cloth, soft brush, sponge or sand paper.
- ▶ Always use water base PEVA (Polyethylene Vinyl-Acetate Co-Polymer) Adhesive like **ZURICH BOND** for ZURICH PVC/ ACRYLIC laminate.
- ▶ Stir the adhesive before using it. And do not mix water in adhesive.
- ▶ Spread the adhesive uniformly by brush, roller or adhesive spreader on both ZURICH PVC/ ACRYLIC laminate and substrate (Plywood, MDF, Particle Board).
- ▶ Please do not use the ZURICH PVC/ ACRYLIC laminate more than 8ft x2ft. Also leave at least 2mm of groove between two pieces of ZURICH PVC/ACRYLIC laminate, so that at the time of pressing it will be easy for removing air from between of ZURICH PVC/ACRYLIC laminate and substrate (Plywood, MDF, Particle Board).
- ▶ Please do not use any uneven surface of substrate (Plywood, MDF, Particle Board) because in future it would affect the ZURICH PVC/ ACRYLIC laminate in its looks and finishing and will also lead to appearing of air bubbles in future.
- ▶ Use soft pinch roller or normal pressing technique at the time of pressing ZURICH PVC/ ACRYLIC laminate on the substrate (Plywood, MDF, Particle Board). And also pressing should be done from the middle of the panel and move towards to side line and corners of panel. So that air between the ZURICH PVC/ACRYLIC laminate and substrate (Plywood, MDF, Particle Board) will remove.
- ▶ Please make sure, to give sufficient amount of pressing to ZURICH PVC/ ACRYLIC laminate for almost 12hrs to 15hrs to achieve full bonding strength.
- ▶ Please do not use Synthetic rubber adhesive (SR/Jat Pat, Bostic, Heatxetc.)
- ▶ After the installation of ZURICH PVC/ ACRYLIC laminate please avoid the direct sunlight on it.
- ▶ Please do not place hot cookware directly on the ZURICH PVC/ ACRYLIC laminate. Prolonged exposure to temperature above 30°C may cause patches to ZURICH PVC/ ACRYLIC laminate.



Shake it well and lightly spray on the surface



Wipe the surface clean using a light circular motion

LIMITED WARRANTY

SAPE WOOD Products are reasonably free of defects and when properly handled and fabricated will comply, within reasonable deviations to applicable manufacturing specifications. Clients are advised to inspect products thoroughly prior to installation. SAPE WOOD'S warranty will not cover defects and non-compliance from and or otherwise attributable to any other causes, including, without limitation.

- Improper handling / transportation / storage of the products
- Improper installation of the products
- Improper or unintended usage of the products
- Lack of or improper maintenance of the products
- Exposure of the products to extreme temperatures
- Unauthorized alteration to the products
- Outdoor applications
- NO GUARANTEE & NO EXCHANGE IN ANY CIRCUMSTANCES
- THERE CAN BE COLOUR VARIATION IN MATERIAL FROM DIFFERENT BATCHES
- IT IS ADVISED TO USE SAME BATCH MATERIAL TO AVOID COLOUR VARIATIONS
- ACTUAL COLOURS OF THE LAMINATE SHEET MAY VARY FROM THIS BROCHURE

Bonding of laminate under high humidity, plywood with high moisture Content, ply with uneven surface, interior quality adhesive and insufficient pressure may lead to delamination / air bubbles in between ply and laminate.

DISCLAIMER

The information provided in this catalog is for reference and serves as a guide only. SAPE WOOD does not warrant the accuracy and completeness of this information nor guarantee any of the properties of the product set out here. Suitability of design and application for use are to be determined by the client in consultation with its professional advisers. SAPE WOOD reserves the right to amend or update product description at any time. SAPE WOOD RESERVES the right to determine that the alleged defect complained about is insubstantial or trivial. SAPE WOOD is not liable for any damage arising from or related to reliance on this catalog. the intellectual property in this catalog belongs to SAPE WOOD or its manufacturers.

DISCLAIMER

DO NOT use any of the following cleaning products.

- Alcohol-based cleaners
- Solvent-base cleaners
- Abrasive cleaners
- Petrol, pinewood or oil based cleaners
- Cloth other than a micro fiber

RECOMMENDED ADHESIVE FOR PRESSING



Reinventing Interiors

ZURICH
BOND



8' X 4' Full Sheet View



SP-1735 GL

Sleeper Wood-HZ



1.5mm Thickness



UV Protected



Scratch Resistance



Impact Resistant

8' X 4' Full Sheet View



SP-1755 GL

Malaga Crack Oak-VL



1.5mm Thickness



UV Protected




Scratch Resistance



Impact Resistant

8' X 4' Full Sheet View



SP-1736 GL

Cocobolo Crotch



1.5mm Thickness



UV Protected



Scratch Resistance



Impact Resistant

8' X 4' Full Sheet View



SP-1737 GL

Armani Crotch



1.5mm Thickness



UV Protected



Scratch Resistance



Impact Resistant

8' X 4' Full Sheet View



SP-1758 GL

Metallic Silver Veins-HZ



1.5mm Thickness



UV Protected



Scratch Resistance



Impact Resistant

8' X 4' Full Sheet View



SP-1759 GL

Metallic Copper Veins-HZ



1.5mm Thickness



UV Protected



Scratch Resistance



Impact Resistant

8' X 4' Full Sheet View



SP-1757 GL

Brut Ash-VL



1.5mm Thickness



UV Protected




Scratch Resistance



Impact Resistant

8' X 4' Full Sheet View



SP-1741 GL

Thunder Red Elm-HZ



1.5mm Thickness



UV Protected



Scratch Resistance



Impact Resistant

8' X 4' Full Sheet View



SP-1740 GL

Armani Sycoty-HZ



1.5mm Thickness



UV Protected



Scratch Resistance



Impact Resistant

8' X 4' Full Sheet View



SP-1754 GL

Indigo Crotch-HZ



1.5mm Thickness



UV Protected



Scratch Resistance



Impact Resistant

8' X 4' Full Sheet View



SP-1738 GL

Dyed Ash Crotch-HZ



1.5mm Thickness



UV Protected



Scratch Resistance



Impact Resistant

8' X 4' Full Sheet View



SP-1739 GL

Brunch Wood-HZ



1.5mm Thickness



UV Protected



Scratch Resistance



Impact Resistant

8' X 4' Full Sheet View



SP-1761 GL

Figured Cherry-HZ



1.5mm Thickness



UV Protected



Scratch Resistance



Impact Resistant

8' X 4' Full Sheet View



SP-1760 GL

Natural Teak Ruffcut-VL



1.5mm Thickness



UV Protected



Scratch Resistance



Impact Resistant

8' X 4' Full Sheet View



SP-1731 GL

Desert Chestnut-VL



1.5mm Thickness



UV Protected



Scratch Resistance



Impact Resistant

8' X 4' Full Sheet View



SP-1730 GL

Dyed Chestnut Silver-VL



1.5mm Thickness



UV Protected



Scratch Resistance



Impact Resistant

8' X 4' Full Sheet View



SP-1728 GL

Burma Teak-VL



1.5mm Thickness



UV Protected



Scratch Resistance



Impact Resistant

8' X 4' Full Sheet View



SP-1729 GL

Light Natural Teak-VL



1.5mm Thickness



UV Protected



Scratch Resistance



Impact Resistant

8' X 4' Full Sheet View



SP-1732 GL

Smoke Mango Wood-VL



1.5mm Thickness



UV Protected



Scratch Resistance



Impact Resistant

8' X 4' Full Sheet View



SP-1733 GL

Golden Mango Wood-VL



1.5mm Thickness



UV Protected



Scratch Resistance



Impact Resistant

8' X 4' Full Sheet View



SP-1751 GL

Exotic Red Oak-HZ



1.5mm Thickness



UV Protected



Scratch Resistance



Impact Resistant

8' X 4' Full Sheet View



SP-1752 GL

Armani Oak-HZ



1.5mm Thickness



UV Protected



Scratch Resistance



Impact Resistant

8' X 4' Full Sheet View



SP-1753 GL

Chestnut Armani-HZ



1.5mm Thickness



UV Protected



Scratch Resistance



Impact Resistant

8' X 4' Full Sheet View



SP-1750 GL

Sand Eucalyptus-HZ



1.5mm Thickness



UV Protected



Scratch Resistance



Impact Resistant

8' X 4' Full Sheet View



SP-1749 GL

Lava Grey Eucalyptus-VL



1.5mm Thickness



UV Protected



Scratch Resistance



Impact Resistant

8' X 4' Full Sheet View



SP-1748 GL

Armani Eucalyptus-VL



1.5mm Thickness



UV Protected



Scratch Resistance



Impact Resistant

8' X 4' Full Sheet View



SP-1747 GL

Roman Eucalyptus-VL



1.5mm Thickness



UV Protected



Scratch Resistance



Impact Resistant

8' X 4' Full Sheet View



SP-1746 GL

Armani Sycamore-HZ



1.5mm Thickness



UV Protected



Scratch Resistance



Impact Resistant

8' X 4' Full Sheet View



SP-1743 GL

Santos Rosewood-HZ



1.5mm Thickness



UV Protected



Scratch Resistance



Impact Resistant

8' X 4' Full Sheet View



SP-1745 GL

Roman Ash Burl



1.5mm Thickness



UV Protected



Scratch Resistance



Impact Resistant

8' X 4' Full Sheet View



SP-1744 GL

Coreal Armani-HZ



1.5mm Thickness



UV Protected



Scratch Resistance



Impact Resistant

8' X 4' Full Sheet View



SP-1742 GL

White Ebony-HZ



1.5mm Thickness



UV Protected



Scratch Resistance



Impact Resistant

8' X 4' Full Sheet View



SP-1724 GL

Mahogany Crotch



1.5mm Thickness



UV Protected



Scratch Resistance



Impact Resistant

8' X 4' Full Sheet View



SAPÉ WOOD
Next Generation Wood

SAPÉ WOOD
Next Generation Wood

SAPÉ WOOD
Next Generation Wood

SAPÉ WOOD
Next Generation Wood

SAPÉ WOOD
Next Generation Wood

SAPÉ WOOD
Next Generation Wood

SAPÉ WOOD
Next Generation Wood

SAPÉ WOOD
Next Generation Wood

SAPÉ WOOD
Next Generation Wood

SP-1725 GL

Walnut Crotch



1.5mm Thickness



UV Protected



Scratch Resistance



Impact Resistant

8' X 4' Full Sheet View



SP-1726 GL

Bubinga Pomele Light



1.5mm Thickness



UV Protected



Scratch Resistance



Impact Resistant

8' X 4' Full Sheet View



SP-1727 GL

Bubinga Pomele Dark



1.5mm Thickness



UV Protected



Scratch Resistance



Impact Resistant

8' X 4' Full Sheet View



SP-1723 GL

Smoke Eucalyptus Pomele-HZ



1.5mm Thickness



UV Protected



Scratch Resistance



Impact Resistant

8' X 4' Full Sheet View



Sape Wood
Next Generation Wood

Sape Wood
Next Generation Wood

Sape Wood
Next Generation Wood

Sape Wood
Next Generation Wood

Sape Wood
Next Generation Wood

Sape Wood
Next Generation Wood

Sape Wood
Next Generation Wood

Sape Wood
Next Generation Wood

Sape Wood
Next Generation Wood

SP-1734 GL

Natural Walnut-VL



1.5mm Thickness



UV Protected



Scratch Resistance



Impact Resistant

8' X 4' Full Sheet View



SP-1720 GL

Smoke Zericate-VL



1.5mm Thickness



UV Protected



Scratch Resistance



Impact Resistant

8' X 4' Full Sheet View



SP-1722 GL

Smoke Brown Eucalyptus-HZ



1.5mm Thickness



UV Protected




Scratch Resistance



Impact Resistant

8' X 4' Full Sheet View



SP-1721 GL

Smoke Exotic Burl



1.5mm Thickness



UV Protected



Scratch Resistance



Impact Resistant

8' X 4' Full Sheet View



SP-1756 GL

Palisantos-VL



1.5mm Thickness



UV Protected



Scratch Resistance



Impact Resistant



SP-1762 GL

Walnut Crown-VL



1.5mm Thickness



UV Protected



Scratch Resistance



Impact Resistant



Our Range of Products:



we support to **SAVE TREES**



 www.zurichlam.com |  zurichinfra21@gmail.com

There can be colour variation in material from different batches, It is advised to use same batch material to avoid colour variations.
Actual colours of the laminate sheet may vary from this brochure.