



ZURICH®
Reinventing Interiors

SEASON 3



BENETTI

1.5mm
THICKNESS
HIGHLY
DURABLE

EXPERIENCE THE LUXURY
BACK PAINTED ACRY-GLASS

about us

Zurich is a company known for its exceptional product offerings, which have supremely infinite application potential both in indoor and outdoor settings. Over the years, Zurich has created a special place for itself in the market, with it being the preferred choice of many consumers and influencers alike. With a robust team and an able production facility to back it, Zurich has developed a huge range of high-quality decorative acrylic laminates & panels. Its range is entirely manufactured as per the internationally accepted standards of quality.

Zurich has already become a popular entity in the Indian market thanks to its impressive product range. But Zurich has also given ample focus to its growth in the foreign markets as well with a far-reaching export network that promises to change lifestyles and décors globally. Driven by its core principles of excellence and ethics, Zurich is moving forward with a mission to adorn as many decors as possible with its decorative acrylic laminates & panels.



Star of the
Showbiz

Look around and see things in the new attire.
There is beauty everywhere.
It is in everything. Feel it, enjoy it, live it!

about BENETTI

Benetti is an exceptional offering by none other than Zurich for you to Experience The Luxury. This collection of 100% acrylic laminate is the epitome of beauty and flamboyance. With high gloss finish and 6H Anti Scratch layer, the Benetti collection also delivers on functionality and not just on aesthetics.

The Benetti decorative acrylic laminates & panels are available in a wide variety of colors to ensure they can complement almost any décor. On top of that, these marvelous surfaces are manufactured as per international quality standards, which ensures these surfaces last a long time without any of its features diminishing.

So, bring in this exclusive collection high gloss acrylic laminates with anti-scratch features to give your space a wonderful gift of brilliance.

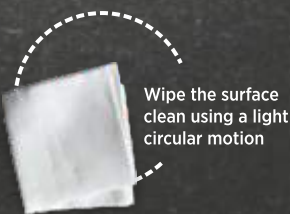
CLEANING INSTRUCTION AND MAINTENANCE

BENETTI High gloss acrylic laminates comes protected with a high-quality protective film which is only removed at the completion of all installation work. After the protected film is removed, there is still presence of solvent from the adhesive coating of the protective film on the surface of the high gloss acrylic laminate. An electrostatic charge is built-in and attracts dust onto the surface of the panel.



Shake it well and lightly spray on the surface

During this time, the acrylic laminate surface also cures out under the influence of normal air humidity. Under normal circumstances, the 'Curing' process will take approximately 72 hours for the surface to be totally cured. In order to speed up the process, we recommend cleaning the high gloss surface with COLIN Glass Cleaner and soft Micro fibre cloth.



Wipe the surface clean using a light circular motion

WARNING

- DO NOT use any of the following cleaning products.
- Alcohol-based cleaners
 - Solvent-based cleaners
 - Petrol, pinewood or oil based cleaners
 - Cloth other than a micro fiber



1.5mm
THICKNESS

For exceptional solidity, our 6h Anti Scratch Acrylic Laminates are available in 1.5 mm uniform thickness.



TERMITE &
BORER FREE

Our laminates are specially treated to ensure they remain termite and borer free for several years.



DURABILITY
& STRENGTH

Our Anti Scratch Acrylic Laminates are extremely sturdy and durable. They can withstand heavy loads easily.



LIGHT
WEIGHT

For ease of use and effortless installation, our range of laminates have been developed in a way to keep them extremely light weight.



WATER &
STAIN PROOF

Treated with a special coating on the surface, our 6h Anti Scratch Acrylic Laminates are water proof as well as stain resistant.



IDEAL FOR
VERTICAL
APPLICATION

Our range of laminates has effortless and exceptional adhesion properties, which allows it to be used in vertical applications.

Available in Size :
2440mm X 1220mm (8ft X 4ft)
Thickness : 1.5 ~ 1.3mm

FOR ASSURED GENUINE PRODUCT

APPLICATIONS

- Kitchen
Worktops • Tables • Doors
Shelves • Cabinets • Trolleys
- Bathroom
Worktops • Shelves • Cabinets
- Furniture
- Healthcare
Wall Lining And Horizontal Surfaces • Lockers • Cabinets • Trolleys
- Commercial
- Hospitality & Restaurant Tables
Counter Tops • Doors • Cubicles • Lockers • Cabinets
- Wall Cladding & Partition

ZURICH
Reinventing Interiors

BENETTI

1.5mm THICKNESS HIGHLY DURABLE

EXPERIENCE THE LUXURY
BACK PAINTED ACRYL-GLOSS

Reinventing Interiors
ZURICH BOND

**STRONGLY RECOMMENDED
ADHESIVE FOR PRESSING**

100% ACRYLIC
ANTHYELLOW

SCAN HERE TO WATCH COMPLETE VIDEO TO UNDERSTAND THE APPLICATION OF ZURICH'S BENETTI ACRYLIC LAMINATE SHEETS.
ZURICH के बेनेटी एक्रिलिक लेमिनेट्स शीट्स के एप्लीकेशन को समझने के लिए पूरा वीडियो देखने के लिए यहाँ स्कैन करें।

PLEASE REMOVE PROTECTIVE FILM WITHIN 15 DAYS OF INSTALLATION

LOOKOUT FOR THIS STICKER ON SHEET



Poetry in
Decor

It is pure pleasure to get lost in the visible representation of vintage lumber.
A texture, so subtle that it overpowers other elements of decor traits. The most desirable alternative for highlighting offices and workplaces.



In recent times, fake products have created a serious problem across the country. Always buy original ZURICH products. Before buying, please check ZURICH sticker & ensure whether you have bought original ZURICH products.

In case if you have any doubt, please email us on info@zurichlam.in

RECOMMENDED ADHESIVE
FOR PRESSING

Reinventing Interiors
ZURICH BOND



Anti yellow SGS certificate

SGS

TEST REPORT
 No. : GZIN2003007083PS
 Date : Mar 23, 2020
 Page: 1 of 4


CUSTOMER NAME: DHARMI ISPAT LLP
 ADDRESS: GALA NO.5/8, BLDG NO.2, RAM MANDIR INDUSTRIAL PREMISES,
 RAM MANDIR ROAD, GOREGAON(EAST) MUMBAI, INDIA.



Sample Name : ACRYLIC SHEET
 Product Specification : 1.50MM * 1220MM * 2440MM
 Product or Lot No. : BENETTI-8602
 Other Information : BRAND NAME - ZURICH

Above information and sample(s) was/were submitted and confirmed by the client. SGS, however, assumes no responsibility to verify the accuracy, adequacy and completeness of the sample information provided by client.

Date of Receipt : Mar 12, 2020
 Testing Start Date : Mar 12, 2020
 Testing End Date : Mar 23, 2020

Test result(s) : For further details, please refer to the following page(s)
 (Unless otherwise stated the results shown in this test report refer only to the sample(s) tested)

Signed for
 SGS-CSTC Standards Technical
 Services Co., Ltd. GZ Branch Testing
 Center

 Quincey lee
 Authorized signatory

SGS



TEST REPORT
 No. : GZIN2003007083PS
 Date : Mar 23, 2020
 Page: 3 of 4

Test Item: Light Ageing Test-UV Exposure
 Sample Description: Plastic part
 Test Method: ISO 4892-3:2016 Cycle 1 & ISO 105-A02:1993/Cor.2:2005
 Test Condition:
 Exposure cycle:
 ISO 4892-3:2016 Cycle 1
 Lamp type: UVA-340
 8h UV at (60±3) BPT, 0.76W/(m²·mm)@340nm
 4h condensation at (50±3) BPT
 Exposure duration: 200h

Test Result:

Sample	Greyscale
A	4-5

Note:
 1. According to ISO 105-A02:1993/Cor.2:2005, the grey scale is determined under the standard light, with scale 5 as the best and scale 1 as the worst.
 2. The protected film was ripped off before test.

6H Anti-scratch SGS certificate

SGS

TEST REPORT
 No. : GZIN2004011419PS
 Date : Apr 09, 2020
 Page: 1 of 4


CUSTOMER NAME: DHARMI ISPAT LLP
 ADDRESS: GALA NO.5/8, BLDG NO.2, RAM MANDIR INDUSTRIAL PREMISES,
 RAM MANDIR ROAD, GOREGAON(EAST) MUMBAI, INDIA.



Sample Name : ACRYLIC SHEET
 Product Specification : 1.50MM*1220MM*2440MM
 Product or Lot No. : BENETTI-8602
 Other Information : BRAND NAME-ZURICH

Above information and sample(s) was/were submitted and confirmed by the client. SGS, however, assumes no responsibility to verify the accuracy, adequacy and completeness of the sample information provided by client.

Date of Receipt : Apr 02, 2020
 Testing Start Date : Apr 02, 2020
 Testing End Date : Apr 09, 2020

Test result(s) : For further details, please refer to the following page(s)
 (Unless otherwise stated the results shown in this test report refer only to the sample(s) tested)

Signed for
 SGS-CSTC Standards Technical
 Services Co., Ltd. GZ Branch Testing
 Center

 Quincey lee
 Authorized signatory

SGS

TEST REPORT
 No. : GZIN2004011419PS
 Date : Apr 09, 2020
 Page: 3 of 4


Test Item: Pencil Hardness
 Sample Description: Plastic panel
 Test Method: ASTM D3363-05(2011)¹²
 Test Condition:
 Test Pencil: Chung Hwa® 6H pencil


Test Result:



Sample	Scratch hardness
A	No scratch with 6H pencil

Note:
 1. According to ASTM D3363-05(2011)¹², 6H is the hardest and the grade 6B is the softest.
 6B, 5B, 4B, 3B, 2B, B, HB, F, H, 2H, 3H, 4H, 5H, 6H, 6H is the softest.
 Softer--- -->Harder
 2. The protected film was ripped off before test.

Test Photo:


 During test


 After test

SOLID COLOR 

Flair

Sumptuous

If you too love high-end elegance that comes with low maintenance, then these laminates are for you!




SOLID COLOR




TO WATCH APPLICATION VIDEO SCAN HERE







ZH - 8602




ZH - 8604



ZH - 8603 (NEW)



ZH - 8607



ZH - 8612



ZH - 8610

There can be colour variation in material from different batches, It is advised to use same batch material to avoid colour variations.
Actual colours of the laminate sheet may vary from this brochure.

SOLID COLOR 

Splendid *Panache*

Known for their superior strength and durability, Benetti laminates can instantly transform ambiances into stylish avenues.




SOLID COLOR




TO WATCH
APPLICATION
VIDEO SCAN
HERE







ZH - 8608



ZH - 8640




ZH - 8614



ZH - 8646



ZH - 8648



ZH - 8649

There can be colour variation in material from different batches, It is advised to use same batch material to avoid colour variations.
Actual colours of the laminate sheet may vary from this brochure.

SOLID COLOR 

Imperially *Tempting*


Benetti Anti-scratch acrylic laminate sheets are currently available in multiple colors and shades, which allow the users to turn their dream decors into a reality.




SOLID COLOR




TO WATCH APPLICATION VIDEO SCAN HERE 




ZH - 8643 (NEW)




ZH - 8647




ZH - 8645



ZH - 8611



ZH - 8631



ZH - 8641 (NEW)

There can be colour variation in material from different batches, It is advised to use same batch material to avoid colour variations.
Actual colours of the laminate sheet may vary from this brochure.

SOLID COLOR 

Exceptionally
Classy

Add character to your Decor and confidence to your ambience with these vivacious pieces of Anti-scratch Acrylic Laminates.



SOLID COLOR




TO WATCH APPLICATION VIDEO SCAN HERE 



ZH - 8609



ZH - 8605




ZH - 8644



ZH - 8615 (NEW)



ZH - 8606



ZH - 8602

There can be colour variation in material from different batches, It is advised to use same batch material to avoid colour variations.
Actual colours of the laminate sheet may vary from this brochure.

METALLIC COLOR 

Seamless

Appearance

Custom room design is fashionable.
Regardless of whether you prefer a
high gloss depth effect or matt elegance,

METALLIC COLOR



TO WATCH
APPLICATION
VIDEO SCAN
HERE





ZH - 8616 ©



ZH - 8629 ©



ZH - 8630 ©



ZH - 9613 ©



ZH - 8617 ©

There can be colour variation in material from different batches, It is advised to use same batch material to avoid colour variations.
Actual colours of the laminate sheet may vary from this brochure.

METALLIC COLOR 

Design

Timeless

The solid material captivates with its timeless design and its durability thanks to excellent material properties




METALLIC COLOR



TO WATCH
APPLICATION
VIDEO SCAN
HERE






ZH - 9614 




ZH - 8626  (NEW)



ZH - 9663 



ZH - 9611 



ZH - 8627  (NEW)

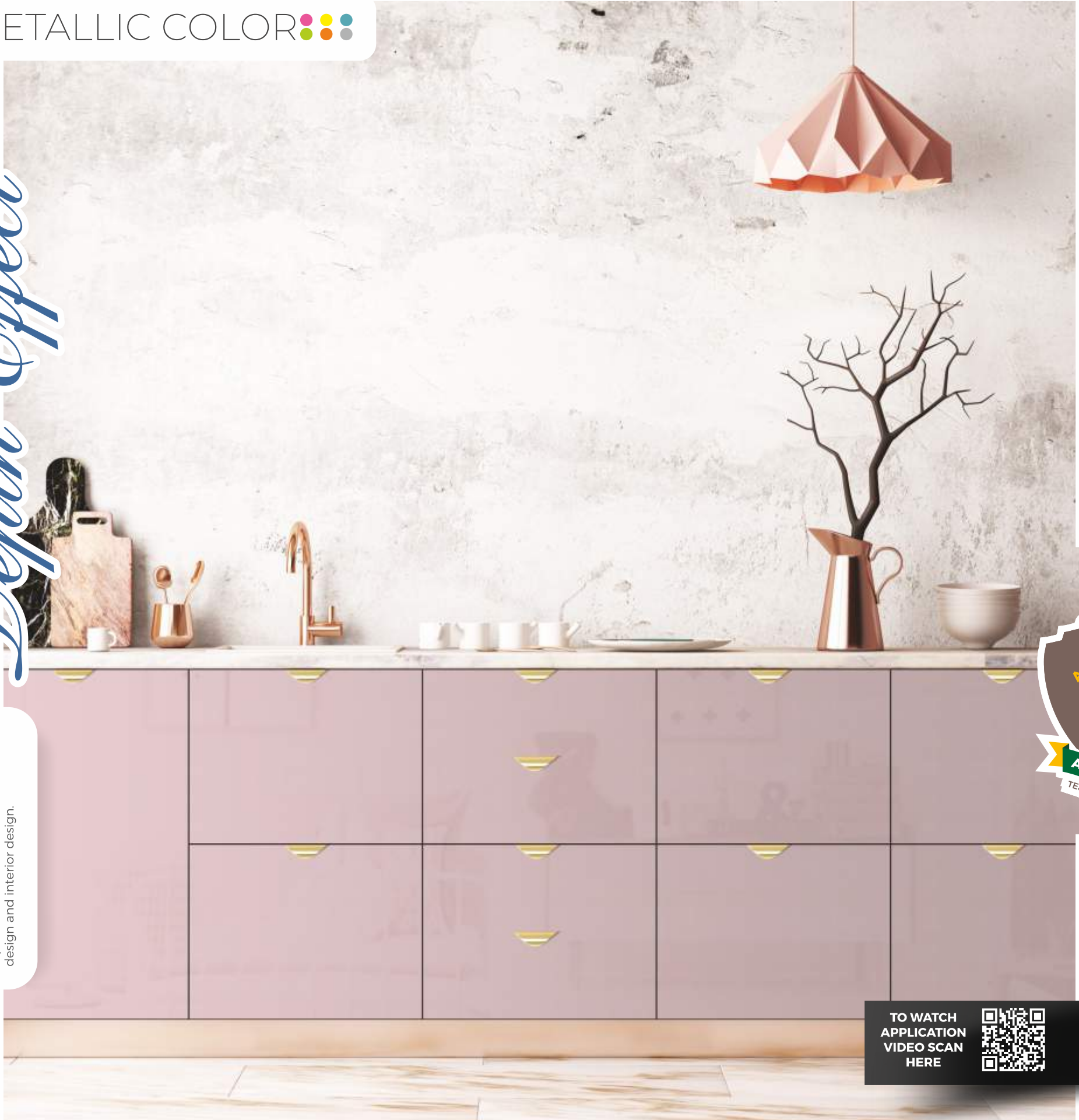
There can be colour variation in material from different batches, It is advised to use same batch material to avoid colour variations.
Actual colours of the laminate sheet may vary from this brochure.

an Excellent Visual

METALLIC COLOR

Depth Effect

As an metallic colour laminate, brilliant represents the latest trends in furniture design and interior design.




METALLIC COLOR




TO WATCH
APPLICATION
VIDEO SCAN
HERE




Enduring
with blend of
Texture feels





ZH - 8621  (NEW)




ZH - 8613 



ZH - 8622 



ZH - 8623 

There can be colour variation in material from different batches, It is advised to use same batch material to avoid colour variations.
Actual colours of the laminate sheet may vary from this brochure.

METALLIC COLOR 

Unbelievable Aesthetics

These brilliant decor elements by Benetti are made with best-in-class technology to ensure the highest standards of quality.

METALLIC COLOR




TO WATCH APPLICATION VIDEO SCAN HERE






ZH - 8618 ©




ZH - 8620 ©



ZH - 8625 ©



ZH - 8619 © (NEW)



ZH - 8651 ©

There can be colour variation in material from different batches, It is advised to use same batch material to avoid colour variations.
Actual colours of the laminate sheet may vary from this brochure.

FLORAL DESIGN 

Colors That Please
Enthusiastic

Associate yourself with a captivating lifestyle with our ebullient shade and swanky designs.




FLORAL DESIGN




TO WATCH
APPLICATION
VIDEO SCAN
HERE





ZH - 8632 



ZH - 8625 

A Design
So Fresh,
you can feel the
Fragrance

There can be colour variation in material from different batches, It is advised to use same batch material to avoid colour variations.
Actual colours of the laminate sheet may vary from this brochure.

Patterns That Urge

Flawless

Spread elusiveness and impalpable beauty in your place with our rare and infrequent designs.




FLORAL DESIGN




TO WATCH APPLICATION VIDEO SCAN HERE 




ZH - 8633 



ZH - 8630 




ZH - 8620 

There can be colour variation in material from different batches, It is advised to use same batch material to avoid colour variations.
Actual colours of the laminate sheet may vary from this brochure.

MARBLE FINISH 

That Last Long.
Mesmerism

Get acquainted with our fascinating surfaces and reintroduce freshness in your place.



MARBLE FINISH



TO WATCH APPLICATION VIDEO SCAN HERE 



ZH - 9601  (NEW)

FULL SHEET VIEW 8FT X 4FT

MARBLE FINISH 

a Glimmer of *Passion*

This grey shade captivates with the elegant, dynamic versatility and numerous possible combinations with other colors inspired by the secrets of Antarctica.




MARBLE FINISH



TO WATCH
APPLICATION
VIDEO SCAN
HERE





ZH - 9602  (NEW)

FULL SHEET VIEW 8FT X 4FT

VENEER FINISH 

To Woo You

Dexterity

Spend some leisure time in your living spaces with the calmness of nature all around you.



VENEER FINISH



TO WATCH
APPLICATION
VIDEO SCAN
HERE





ZH - 9636  (NEW)

FULL SHEET VIEW 8FT X 4FT

VENEER FINISH 

Layers in your Room

Futuristic

Let's you experience the grace of nature
in your place with least efforts.



VENEER FINISH



TO WATCH
APPLICATION
VIDEO SCAN
HERE





ZH - 9637  (NEW)


FULL SHEET VIEW 8FT X 4FT

veneER FINISH 

Designs That Uplift

Multifarious

Our surfaces blend in your arena with such perfection that they enhance your space extensively.



veneER FINISH



TO WATCH APPLICATION VIDEO SCAN HERE





ZH - 9638® (NEW)

FULL SHEET VIEW 8FT X 4FT

VENEER FINISH 

Up With Poise
Bloom

Textural skills of these engrossing surfaces will transform your place magnificently.



VENEER FINISH



TO WATCH APPLICATION VIDEO SCAN HERE





ZH - 9639  (NEW)

FULL SHEET VIEW 8FT X 4FT

veneer finish 

Tones that Soothe

Embellish

Some pleasantly sharp shades that will give a vivacious feel to your arena.



veneer finish



TO WATCH APPLICATION VIDEO SCAN HERE





ZH - 9640  (NEW)

FULL SHEET VIEW 8FT X 4FT

VENEER FINISH 

Motifs

Luxurious

Get one with the unbelievable form of urban impressions brought to you by Benetti



VENEER FINISH



TO WATCH APPLICATION VIDEO SCAN HERE 




ZH - 9632®

FULL SHEET VIEW 8FT X 4FT

veneer finish 

Modish *Supremacy*

with Benetti's veneer Acrylic you have the intrinsic ability to create a one-of-a-kind stylish ambience.



veneer finish



TO WATCH APPLICATION VIDEO SCAN HERE





ZH - 9633

FULL SHEET VIEW 8FT X 4FT



ZH - 9634

HALF SHEET VIEW 4 FT X 4FT



ZH - 9635

HALF SHEET VIEW 4 FT X 4FT

MIRROR LOOK 

Opulent
Designs

Kitchens or any other place, Benetti has ensured its surfaces seamlessly become a part of every ambiance.




MIRROR LOOK



TO WATCH APPLICATION VIDEO SCAN HERE 

SELF ADHESIVE

6H ANTI SCRATCH MIRROR ACRYLIC LAMINATE



ZH - 01

Silver



ZH - 02

Gold



ZH - 03

Rose Gold



ZH - 04

Grey



Application METHOD

- Surface of Plywood /MDF must be dust free to use self adhesive mirror Acrylic sheet.
- For Better result It is advise to stick on matte finish surface laminate

There can be colour variation in material from different batches, It is advised to use same batch material to avoid colour variations.
Actual colours of the laminate sheet may vary from this brochure.

FAQS

Reasons for air bubble formations on laminates:



Laminates are bonded in extremely humid conditions



Use of water base synthetic resin adhesive any other than PEVA (Polyethylene Vinyl Acetate Co-polymer)



When substrate loses moisture after installation




Debonding in certain areas because of uneven substrate surface



Use of extremely large acrylic/PVC laminate sheets (more than 8 ft x 2ft long)




Insufficient or lack of pressing during the bonding period of laminate



Causes of yellow patches and colour fading after installation:



Exposure to direct sunlight can gravely affect a laminate's appearance



Use of inferior or sub-standard dipped plywood or dipped lipping patti, which may chemically react with the adhesive





The use of synthetic rubber adhesives such as SR / Jat Pat, Bostic, Heatx, etc.



Prolonged exposure to high temperature (above 30°C-35°C)



If hot cookware or utensils are directly placed on the laminate



Causes of Crack Lines or Stretch Lines in Benetti Acrylic Laminate Sheets.



To avoid the inside cracks & stretch line Do not store acrylic sheet in roll form.



ENJOY THE ROYALNESS OF BENETTI ACRYLIC LAMINATE TO MAKE YOUR DREAMS ALIVE IN SMART WAYS.

To avoid the problems of appearing air bubbles and any yellow colour dullness or yellow patches problem in the laminate sheet after installation of BENETTI Acrylic Laminate, customer should know some fact before buying Zurich BENETTI Acrylic Laminate.

As BENETTI Acrylic Laminate is 6H Acrylic laminate which has the scratch resistance characteristics and look like back painted glass or colour lamination. Please follow some fact about installation of BENETTI Acrylic Laminate.

- Please check the laminate at the time of delivery. Check it whether it was not damaged in transportation & handling and then use for installation.
- Open the Zurich's **BENETTI** Acrylic laminate sheet roll on the same day of delivery and store at neat & clean place.
- Before installing **BENETTI** Acrylic Laminate make sure that substrate (Plywood, MDF, Particle Board) is good and superior quality of calibrated thickness and even in surface.
- If there is usage of any inferior quality or not as per standard quality dipped plywood and dipped lipping patti, kindly scrub dipped colour layer by using sand paper. then use **BENETTI** Acrylic Laminate to avoid yellow colour patches.
- Clean the surface of substrate (Plywood, MDF, Particle Board) to make free from dust or grease by cloth, soft brush, sponge or sand paper.
- Always use water base PEVA (Polyethylene Vinyl-Acetate Co-Polymer) Adhesive like **ZURICH BOND** for **BENETTI** Acrylic Laminate.
- Stir the adhesive before using it. and do not mix water in adhesive. spread the adhesive uniformly by brush, roller or adhesive spreader on both **BENETTI** Acrylic Laminate and substrate (Plywood, MDF, Particle Board).
- Please do not use the **BENETTI** Acrylic Laminate more than 8ft.X2ft. Also leave at least 2mm of groove between two pieces of **BENETTI** removing air between **BENETTI** Acrylic Laminate and substrate (Plywood, MDF, Particle Board).
- Please do not use any uneven surface of substrate (plywood, MDF, Particle Board) Because in future it would affect the **BENETTI** Acrylic Laminate in its looks and finishing and will also lead to appearing of air bubbles in future.
- Use soft pinch roller or normal pressing technique at the time of Pressing **BENETTI** Acrylic Laminate on the substrate (Plywood, MDF, Particle Board). Pressing should be done from the middle of panel and move towards side line and corners of the panel so that air between the **BENETTI** Acrylic Laminate and substrate (Plywood, MDF, Particle Board) will be removed.
- Please make sure, to give sufficient amount of pressing to **BENETTI** Acrylic Laminate for almost 12hrs to 15hrs to achieve full bonding strength.
- Please do not use Synthetic rubber adhesive (SR/Jat Pat, Bostic, Heats etc.)
- After the installation of **BENETTI** Acrylic Laminate Please Avoid the direct sunlight on it.
- Please do not place hot cookware directly on the **BENETTI** Acrylic Laminate. Prolonged exposure to temperature above 30°C may cause patches to **BENETTI** Acrylic Laminate.



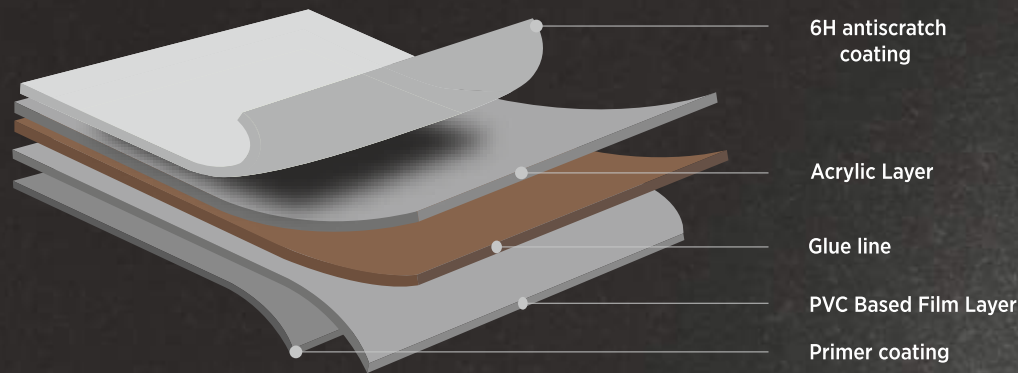
**TO WATCH
APPLICATION
VIDEO SCAN
HERE**

Reinventing Interiors
ZURICH
BOND

**RECOMMENDED ADHESIVE
FOR PRESSING**



PANEL STRUCTURE



RECOMMENDED ADHESIVE
FOR PRESSING

Reinventing Interiors

ZURICH
BOND



PARAMETERS COMPARISON

Parameters	Benetti Acrylic Laminate	High Gloss Laminate Mica	PU coating/ Duco Paint	Back Painted Glass
Gloss Level	>90	>70	>85	>85
Scratch Proof	6H Antisractch	NO	NO	NO
Color Consistency	Excellent	Not good	Not good	Not good
Orange peel	No	Yes	Yes	No
UV Resistance	Excellent	Bad	Bad	Bad
Water Resistance	Excellent	Bad	Bad	Excellent
DRY Heat Resistance	Excellent	Good	Bad	Bad
Volatile Organic Compounds (VOCs)	NO	YES	YES	YES

*There can be colour variation in material from different batches. It is advised to use same batch material to avoid colour variations. Actual colours of the laminate sheet may vary from this brochure.

SGS



ENVIRONMENTAL SIGN

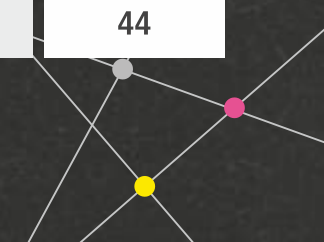


CARBON EMISSIONS

Size: 2440 mm x 1220 mm,
Thickness: (1.5mm- 1.3 mm)

I
N
D
E
X

Design No.	Finish	Page No.	Design No.	Finish	Page No.	Design No.	Finish	Page No.
ZH-8602	Solid Color	6,12	ZH-8622	Metallic Color	18	ZH-9601	Marble Finish	26
ZH-8603	Solid Color	6	ZH-8623	Metallic Color	18	ZH-9602	Marble Finish	28
ZH-8604	Solid Color	6	ZH-8625	Metallic Color	20,22	ZH-9611	Metallic Color	16
ZH-8605	Solid Color	12	ZH-8626	Metallic Color	16	ZH-9613	Metallic Color	14
ZH-8606	Solid Color	12	ZH-8627	Metallic Color	16	ZH-9614	Metallic Color	16
ZH-8607	Solid Color	6	ZH-8629	Metallic Color	14	ZH-9632	Veneer Finish	40
ZH-8608	Solid Color	8	ZH-8630	Metallic Color	14,24	ZH-9633	Veneer Finish	42
ZH-8609	Solid Color	12	ZH-8631	Solid Color	10	ZH-9634	Veneer Finish	42
ZH-8610	Solid Color	6	ZH-8632	Floral Design	22	ZH-9635	Veneer Finish	42
ZH-8611	Solid Color	10	ZH-8633	Floral Design	24	ZH-9636	Veneer Finish	30
ZH-8612	Solid Color	6	ZH-8640	Solid Color	8	ZH-9637	Veneer Finish	32
ZH-8613	Metallic Color	18	ZH-8641	Solid Color	10	ZH-9638	Veneer Finish	34
ZH-8614	Solid Color	8	ZH-8643	Solid Color	10	ZH-9639	Veneer Finish	36
ZH-8615	Solid Color	12	ZH-8644	Solid Color	12	ZH-9640	Veneer Finish	38
ZH-8616	Metallic Color	14	ZH-8645	Solid Color	10	ZH-9663	Metallic Color	16
ZH-8617	Metallic Color	14	ZH-8646	Solid Color	8	ZH-01	Mirror Look	44
ZH-8618	Metallic Color	20	ZH-8647	Solid Color	10	ZH-02	Mirror Look	44
ZH-8619	Metallic Color	20	ZH-8648	Solid Color	8	ZH-03	Mirror Look	44
ZH-8620	Metallic Color	20,24	ZH-8649	Solid Color	8	ZH-04	Mirror Look	44
ZH-8621	Metallic Color	18	ZH-8651	Metallic Color	20			





TO WATCH APPLICATION
VIDEO SCAN HERE

Our Range of Products:



 www.zurichlam.in |  info@zurichlam.in

There can be colour variation in material from different batches, It is advised to use same batch material to avoid colour variations.
Actual colours of the laminate sheet may vary from this brochure.